


**72**  
Series

**TOPCon  
Dual Glass  
Bifacial Module**

**560 - 580w**

NeX Series: SNX-D72HND

**22.50%** Maximum Efficiency  
**0-+5w** Positive Power Tolerance  
**30years** Product Warranty



**HIGHER VALUE**

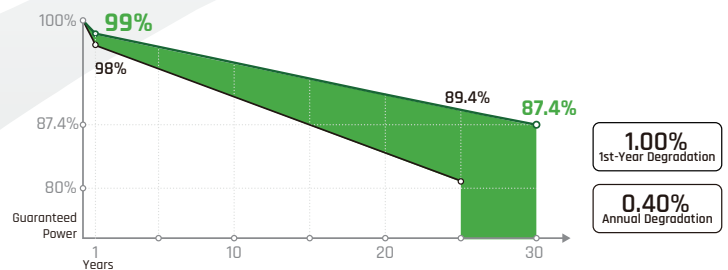
- ✦ Longer Warranty terms and lower power degradation
- ✦ Lower LCOE for shorter payback period

**HIGHER PERFORMANCE**

- ✦ Module Power reaches up to 580W with TOPCon cells
- ✦ Lower resistance performance by half-cell structure
- ✦ ZERO LID with additional power generation

**MORE RELIABLE**

- ✦ Excellent anti-PID performance
- ✦ Lower hot spot risks
- ✦ Better temperature coefficient
- ✦ Mechanical loading 5400Pa snow load and 2400Pa wind load



**Sonnex TOPCon Module Performance Warranty**

**Warranty**

30 years product workmanship warranty. 30 years linear power output warranty. The power degradation for the first year will be less than 1%. From the 2nd year and onwards, the annual degradation will be less than 0.4%. Guaranteed performance ratio of 87.4% after 30 years.

**Sonnex Energie GmbH**

Add: Gebäude 571, Cargo City Süd, 60549 Frankfurt am Main, Germany  
www.sonnexenergie.com info@sonnexenergie.de

# 560-580W

TOPCon DUAL GLASS MODULE 72 Series  
SNX-D72HND

## Electrical Characteristics at Standard Test Conditions(STC)

|                               |       |       |       |       |       |
|-------------------------------|-------|-------|-------|-------|-------|
| Module Type: SNX-D54HND-***M  | 560   | 565   | 570   | 575   | 580   |
| Maximum Power-Pm [W]          | 560   | 565   | 570   | 575   | 580   |
| Open Circuit Voltage-Voc [V]  | 50.5  | 50.7  | 50.9  | 51.1  | 51.3  |
| Short Circuit Current-Isc [A] | 14.07 | 14.15 | 14.23 | 14.31 | 14.39 |
| Maximum Power Voltage-Vm [V]  | 42.3  | 42.5  | 42.7  | 42.9  | 43.1  |
| Maximum Power Current-Im [A]  | 13.25 | 13.31 | 13.37 | 13.41 | 13.47 |
| Module Efficiency-η [%]       | 21.7  | 21.9  | 22.1  | 22.3  | 22.5  |

## Electrical Characteristics at NMOT

|                               |       |       |       |       |       |
|-------------------------------|-------|-------|-------|-------|-------|
| Maximum Power-Pm [W]          | 426   | 430   | 433   | 437   | 441   |
| Open Circuit Voltage-Voc [V]  | 48.5  | 48.7  | 48.9  | 49.1  | 49.2  |
| Short Circuit Current-Isc [A] | 11.34 | 11.40 | 11.47 | 11.53 | 11.60 |
| Maximum Power Voltage-Vm [V]  | 40.6  | 40.8  | 41.0  | 41.2  | 41.4  |
| Maximum Power Current-Im [A]  | 10.49 | 10.54 | 10.56 | 10.61 | 10.65 |

Note: 1. Standard Test Conditions (STC): Irradiance 1000 W/m<sup>2</sup>; AM 1.5; Ambient temperature 25°C ;  
2. Nominal Module Operating Temperature (NMOT): Irradiance 800W/m<sup>2</sup>; wind speed 1m/s; ambient temperature 20°C.  
3. Tolerance of Pm: 0-+5W, Measuring uncertainty of power: ±3%. Performance deviation of Voc [V], Isc [A], Vm [V] and Im [A]: ±3%.

## Mechanical Characteristics

|                  |   |
|------------------|---|
| Dimensions       | 2278×1134×30 mm                               |
| Weight           | 32.5Kg  |
| Front Glass      | AR coating tempered glass, 2.0mm              |
| Frame            | Anodized aluminum alloy                       |
| Cells            | TOPCon solar cell 182mm*91mm                  |
| Cell Orientation | 144 (6×24)                                    |
| Junction Box     | IP68  |
| Cable/Connectors | 4mm <sup>2</sup> / MC4 or EV02/MC4 Compatible |

## Temperature Characteristics

|                                |              |
|--------------------------------|--------------|
| NMOT                           | 43 °C (±2°C) |
| Temperature Coefficient of Voc | -0.250% /°C  |
| Temperature Coefficient of Isc | 0.046% /°C   |
| Temperature Coefficient of Pm  | -0.310% /°C  |

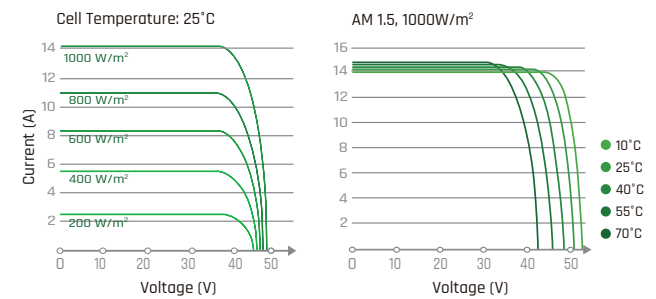
## Maximum Ratings

|                                    |   |
|------------------------------------|---|
| Maximum System Voltage [V]         | DC 1500(IEC)  |
| Series Fuse Rating [A]             | 25  |
| Maximum Surface Load Capacity [Pa] | 5,400   |
| Temperature Range [°C]             | - 40 to + 85  |
| Withstanding Hail                  | Maximum diameter of 25 mm with impact speed of 23 m·s <sup>-1</sup> |

## Other Characteristics

Packaging 36 pcs/pallet; 720 pcs/40' HQ container

## I-V curve



**Declaration:** Along with the technical improvement and product update, deviation between the technical parameter and Sonnex future products might occur. Specifications included in this datasheet are subject to change without prior notice. Sonnex reserves the right of final interpretation.

## Drawing

